













Scan Test		Low	Normal	High	Previous Scan		
		Low	Normal	High	Low	Normal	High
Blood-Lipids							
	HDL-C						
	LDL-C Direct						
	Neutral Fat (MB)						
	Non-HDL-C						
	Total Cholesterol						
	Triglycerides						
Blood-Lipo and Apolipo Protiens							
	Apo-A-1						
	Apo B						
	Apo B: Apo A-1 ration						
	HDL-P						
	HDL2-C						
	LDL-P						
	Lp(a) Mass						
	sdLDL-C						
Blood - Other							
	Albumin						
	Circulating immune complex (CIC)						
	Ferritin						
	Total Iron Binding Capacity (TIBD)						
	Total Protein						
CBC							
	Basophils						
	Eosinophils						
	Hematocrit						
	Hemoglobin						
	Immature Granulocytes						
	Lymphocytes						
	MCH						
	MCHC						
	MCV						
	Monocytes						
	Neutrophil						
	Platelets						
	RBC						
	RDW						
	WBC						
Fatty Acids, Omega-3							
	Alpha-Linoleic (ALA)						
	Docosahexaenoic (DHA)						
	Docosapentaenoic (DPA)						
	Eicosapentaenoic (EPA)						
	HS-Omega-3 Index (RBC EPA+DHA)a						
	Omega-3 Total						

Scan Test		Low	Normal	High	Previous Scan		
		Low	Normal	High	Low	Normal	High
Fatty Acids, Omega - 6							
	Arachidonic (AA)						
	Gamma Linoleic Acid (GLA)						
	Linoleic (LA)						
Fatty Acids, Other							
	Cis-Monounsaturated Total						
	Saturated Total						
	Trans Total						

Please Read:

This scan uses frequency which detects energy imbalances in the body. The AO Scan is used only to balance and optimize your individual energy patterns. It is not a diagnosis tool and cannot diagnose or treat any condition or disease. Although it contains markers found in blood work for an actual medical test, it is not a medical test and cannot be considered reliable or a replacement for an actual test. This is strictly a vibrational experience.

All health and health-related information contained within this report is intended to be general and/or educational in nature and should not be used as a substitute for a visit with a health care professional for help, diagnosis, guidance, and treatment. The advice is intended to offer only general information for individuals to discuss with their health care provider. It is not intended to constitute a medical diagnosis on information provided on this report is at the user's risk. Your health care provider should be consulted regarding matters concerning the medical condition, treatment and needs of you and your family.

Although efforts are made to include information in this report that is accurate and timely, there are no representations or warranties regarding errors, omissions, completeness or accuracy of the information provided.

Disclaimer of Liability:

AO Scan, LLC does not warrant the content of this website and specifically disclaims, to the fullest extent permitted by law, any and all warranties, express or implied, of any kind or nature whatsoever. Furthermore, **AO Scan, LLC** will not be liable to you for any damages, claims, demands or causes of action, direct or indirect, special, incidental, consequential or punitive, as a result of your use of this website or any information you obtain from it.

Scan Test			Low	Normal	High	Previous Scan		
			Low	Normal	High	Low	Normal	High
Digestive Function								
	Colon peristalsis function			●			●	
	Colonic absorption			●			●	
	Gastric absorption			●			●	
	Gastric peristalsis			●			●	
	Hydrochloric Acid (HCL) production			●			●	
	Intestinal bacteria			●			●	
	Intraluminal pressure			●			●	
	Pepsin secretion				●			●
	Small Intestine nutrient absorption	●				●		
	Small Intestine peristalsis			●			●	
Inflammation / Oxidation								
	Cortisol dysfunction			●			●	
	Cytokine activity			●				●
	Fibrinogen			●			●	
	Hs-CRP			●			●	
	Homocysteine			●			●	
	Histamine			●			●	
	Lp-PLA2			●			●	
	Myeloperoxidase			●			●	
	nf-Kappa b			●			●	
	Sedimentation Rate			●			●	
Insulin Resistance								
	Adiponectin			●			●	
	Alpha-hydroxybutyrate (a-HB)			●			●	
	Ferritin			●			●	
	Free Fatty Acids (FFA)			●			●	
	Ghrelin			●			●	
	HOMA-IR				●			●
	Leptin			●			●	
	Leptin/BMI ratio			●		●		
	IRI score			●			●	
	Linoleoyl-glycerophosphocholine (L-GPC)			●			●	
	Oleic acid			●			●	
Pancreas-Beta Cell								
	Anti-GAD (IU/mL)			●			●	
	C-peptide (ng/mL)			●			●	
	Proinsulin (pmo/L)			●			●	
	Proinsulin: C-peptide Ratio			●			●	
Pancreas-Glycemic Control								
	Blood glucose			●			●	
	Fructosamine			●			●	
	Glycation Gap			●			●	
	HbA1c			●			●	
	Insulin secretion			●			●	

Scan Test	Previous Scan		
	Low	Normal	High
Pancreas-Glycemic Control (Continued)			
Postprandial Glycemic Index (PPGi)			

Please Read:














This scan uses frequency which detects energy imbalances in the body. The AO Scan is used only to balance and optimize your individual energy patterns. It is not a diagnosis tool and cannot diagnose or treat any condition or disease. Although it contains markers found in blood work for an actual medical test, it is not a medical test and cannot be considered reliable or a replacement for an actual test. This is strictly a vibrational experience.















































All health and health-related information contained within this report is intended to be general and/or educational in nature and should not be used as a substitute for a visit with a health care professional for help, diagnosis, guidance, and treatment. The advice is intended to offer only general information for individuals to discuss with their health care provider. It is not intended to constitute a medical diagnosis on information provided on this report is at the user's risk. Your health care provider should be consulted regarding matters concerning the medical condition, treatment and needs of you and your family.





Although efforts are made to include information in this report that is accurate and timely, there are no representations or warranties regarding errors, omissions, completeness or accuracy of the information provided.

Disclaimer of Liability:

AO Scan, LLC does not warrant the content of this website and specifically disclaims, to the fullest extent permitted by law, any and all warranties, express or implied, of any kind or nature whatsoever. Furthermore, **AO Scan, LLC** will not be liable to you for any damages, claims, demands or causes of action, direct or indirect, special, incidental, consequential or punitive, as a result of your use of this website or any information you obtain from it.

Amino Acids		Normal	Deficient	Previous Scan			
				Normal	Deficient		
	Alanine						
	Arginine						
	Asparagine						
	Aspartic acid						
	Cysteine						
	Glutamic acid						
	Glutamine						
	Glycine						
	Histidine						
	Isoleucine						
	Leucine						
	Lysine						
	Methionine						
	Phenylalanine						
	Proline						
	Serine						
	Threonine						
	Tryptophan						
	Tyrosine						
	Valine						
Digestive Acids / Enzymes		Low	Normal	High	Previous Scan		
					Low	Normal	High
	Amylase						
	Bile Acids						
	Cellulase						
	Chymotrypsin						
	Elastase						
	Hydrochloric Acid (HCl)						
	Lactase						
	Lipase						
	Maltase						
	Pepsin						
	Protease						
	Secretin						
	Sucrase						
	Trypsin						
Macrominerals		Low	Normal	High	Previous Scan		
					Low	Normal	High
	Calcium						

Macrominerals (Continued)							
	Chloride						
	Magnesium						
	Phosphorus						
	Potassium						
	Sodium						
	Sulphur						
Microminerals		Low	Normal	High	Previous Scan		
					Low	Normal	High
	Boron						
	Copper						
	Chromium						
	Fluorine						
	Germanium						
	Iodine						
	Iron						
	Lithium						
	Manganese						
	Molybdenum						
	Selenium						
	Silicon						
	Zinc						
Vitamins / CoEnzymes		Low	Normal	High	Previous Scan		
					Low	Normal	High
	B1, Thiamine						
	B2, Riboflavin						
	B3, Niacin						
	B3, Nicotinamide						
	B5, Pantothenic Acid						
	B6, Pyridoxine						
	B7, Biotin						
	B9, Folate						
	B12, Cobalamin						
	Beta Carotene						
	CoEnzyme Q10						
	Vitamin A						
	Vitamin C						
	Vitamin D, 25-Hydroxy						
	Vitamin E						
	Vitamin K						

Genetic		Not Detected	Detected	Previous Scan	
				Not	Detected
	MTHFR (C677T)				
	MTFHR (A1298C)				

Please Read:

This scan uses frequency which detects energy imbalances in the body. The AO Scan is used only to balance and optimize your individual energy patterns. It is not a diagnosis tool and cannot diagnose or treat any condition or disease. Although it contains markers found in blood work for an actual medical test, it is not a medical test and cannot be considered reliable or a replacement for an actual test. This is strictly a vibrational experience.

All health and health-related information contained within this report is intended to be general and/or educational in nature and should not be used as a substitute for a visit with a health care professional for help, diagnosis, guidance, and treatment. The advice is intended to offer only general information for individuals to discuss with their health care provider. It is not intended to constitute a medical diagnosis on information provided on this report is at the user's risk. Your health care provider

Although efforts are made to include information in this report that is accurate and timely, there are no representations or warranties regarding errors, omissions, completeness or accuracy of the information provided.

Disclaimer of Liability:

AO Scan, LLC does not warrant the content of this website and specifically disclaims, to the fullest extent permitted by law, any and all warranties, express or implied, of any kind or nature whatsoever. Furthermore, **AO Scan, LLC** will not be liable to you for any damages, claims, demands or causes of action, direct or indirect, special, incidental, consequential or punitive, as a result of your use of this website or any information you obtain from it.


Scan Test		Low	Normal	High	Previous Scan		
		Low	Normal	High	Low	Normal	High
Basic Physical							
	Emotional Stability		●			●	
	Glutathione		●			●	
	Hydration		●			●	
	Hypoxia		●			●	
	Mental Clarity		●				●
	pH Balance		●			●	
	Vagal Tone		●			●	
Bone and Muscle Condition							
	Adhesion of Shoulder Muscles		●			●	
	Age of Ligaments (Flexibility)		●			●	
	Disc, Protrusion		●			●	
	Disc, Degeneration		●			●	
	Joints, Range of Motion		●			●	
Bone Growth Index							
	Bone Alkaline Phosphatase		●			●	
	Bone Healing		●			●	
	Cartilage Healing	●			●		
	Epiphyseal Line		●			●	
	Osteocalcin		●			●	
Bone Mineral Density / Disease							
	Bone Hyperplasia		●			●	
	Bone Mineral Density		●			●	
	Calcification, Cervical		●			●	
	Calcification, Lumbar		●			●	
	Calcification, Sacrum		●			●	
	Calcification, Thoracic		●			●	
	Calcium Loss		●			●	
	Osteoclast Function		●			●	
	Osteoporosis		●			●	
	Rheumatism		●			●	
Brain Nerve							
	Cerebral Arteriosclerosis		●				●
	Cranial Nerve 1, Olfactory		●			●	
	Cranial Nerve 2, Optic			●			●
	Cranial Nerve 3, Oculomotor		●			●	
	Cranial Nerve 4, Trochlear	●			●		
	Cranial Nerve 5, Trigeminal		●		●		
	Cranial Nerve 6, Abducens		●			●	
	Cranial Nerve 7, Facial		●			●	
	Cranial Nerve 8, Auditory		●			●	
	Cranial Nerve 9, Glossopharyngeal		●			●	
	Cranial Nerve 10, Vagus		●			●	
	Cranial Nerve 11, Spinal Accessory		●			●	
	Cranial Nerve 12, Hypoglossal		●			●	

















































































Scan Test		Low	Normal	High	Previous Scan		
		Low	Normal	High	Low	Normal	High
Brain Nerve (Continued)							
	Memory Index (ZS)		●			●	
	Parasympathetic NS Function		●			●	
	Sympathetic NS Function		●			●	
Cardiovascular / Cerebrovascular							
	Blood Fat		●			●	
	Blood Viscosity		●			●	
	Brain Tissue Blood Supply Status		●			●	
	Cerebral Blood Vessel Elasticity		●			●	
	Cerebral Blood Vessel Resistance		●		●		
	Cerebrovascular Blood Oxygen Pressure (PaO2)		●			●	
	Cerebrovascular Blood Oxygen Saturation (Sa)		●			●	
	Cerebrovascular Blood Oxygen Volume (CaCO2)			●			●
	Cholesterol Crystal		●			●	
	Coronary Artery Elasticity		●			●	
	Coronary Artery Resistance		●			●	
	Coronary Perfusion Pressure		●			●	
	Galectin-3		●			●	
	Heart Peripheral Resistance (TRR)		●			●	
	Left Ventricular Effective Pump Power		●			●	
	Left Ventricular Ejection Impedance		●			●	
	Myocardial Blood Demand		●		●		
	Myocardial Blood Perfusion Volume		●			●	
	Myocardial Oxygen Consumption		●			●	
	NT-proBNP		●			●	
	Pulse Wave Coefficient K		●				●
	Stroke Index		●			●	
	Stroke Volume (SV)		●			●	
	Vascular Elasticity		●			●	
	Vascular Resistance		●			●	
Collagen Index							
	Bones		●			●	
	Cartilage		●			●	
	Eyes		●			●	
	Hair and Skin		●			●	
	Ligaments		●		●		
	Muscles		●			●	
	Nervous system		●			●	
	Organs		●			●	
	Teeth		●		●		
	Tendons		●			●	
	Vessels		●			●	
Endocrine Glands							
	Adrenal Cortex		●			●	
	Adrenal Medulla		●			●	
























































Scan Test		Low	Normal	High	Previous Scan		
		Low	Normal	High	Low	Normal	High
Endocrine Glands (Continued)							
	Hypothalamus						
	Ovaries/Testes						
	Pancreas						
	Parathyroid						
	Pineal body						
	Pituitary, anterior						
	Pituitary, posterior						
	Thyroid						
	Uterus/Prostate						
Eye Health							
	Bags Under the Eyes						
	Dark Circles						
	Edema						
	Eye Cell Activity						
	Lymphatic Obstruction						
	Sagging						
	Visual Fatigue						
Hormones: Mood / Sex / Sleep / Stress							
	Cortisol						
	Dehydroepiandrosterone (DHEA)						
	Epinephrine						
	Estradiol						
	Estrogen						
	Estriol						
	Follicle Stimulating Hormone (FSH)						
	GABA						
	Gonadotropin						
	Human Growth Hormone (HGH)						
	Human sex hormone-binding globulin						
	Insulin-like Growth Factor 1						
	Luteinizing Hormone (LH)						
	Melatonin						
	Norepinephrine						
	Progesterone						
	Prolactin						
	Serotonin						
	Testosterone						
	Testosterone-Free						
Immune System							
	Adenoids and tonsils						
	Appendix						
	Bone marrow						
	Immunoglobulin, IgA						
	Immunoglobulin, IgD						

























Scan Test			Low	Normal	High	Previous Scan		
			Low	Normal	High	Low	Normal	High
Immune System (Continued)								
	Immunoglobulin, IgE							
	Immunoglobulin, IgG							
	Immunoglobulin, IgM							
	Liver							
	Lymph nodes							
	Lymphatic vessels							
	Mucosa							
	Peyers patches							
	Spleen							
	Thymus							
Kidney Function								
	Blood urea nitrogen (BUN)							
	Creatinine, serum (mg/dL)							
	Cystatin C							
	Proteinuria							
	Uric acid							
	Urobilinogen							
Liver and Gall Bladder Function								
	ALP							
	ALT							
	AST							
	Bile Secretion Function							
	Bilirubin (DBIL)							
	Detoxification, Phase I							
	Detoxification, Phase II, acetylation							
	Detoxification, Phase II, amino acid conjugation							
	Detoxification, Phase II, glucuronidation							
	Detoxification, Phase II, glutathione conjugation							
	Detoxification, Phase II, methylation							
	Detoxification, Phase II, sulfation							
	Energy Production Function							
	Liver Fat Content							
	Protein Metabolism							
	Serum Globulin (A/G)							
	Serum Total Bile Acid (TBA)							
	Total Bilirubin (TBIL)							
Lung Function								
	Airway Resistance RAM							
	Arterial Oxygen Content PaCO2							
	Total Lung Capacity TLC							
	Vital Capacity VC							










Scan Test		Low	Normal	High	Previous Scan		
		Low	Normal	High	Low	Normal	High
Body Reproductive Function: Female							
Beta hCG hormone							
Cervicitis							
Endometriosis							
Fallopian Tube Dysfunction							
Fibroadenoma of Breast							
Hyperplasia of Mammary Glands							
Mastitis							
Menopause							
Ovarian Cyst							
Ovulation							
Pelvic Inflammatory Disease							
Premenstrual Syndrome (PMS)							
Vaginitis							
Body Reproductive Function: Male							
Erection Transmitter							
Liquefaction Time							
Prostatic Calcification							
Prostatic Hyperplasia							
Prostatitis Syndrome							
PSA							
Semen Volume							
Sperm Count							
Sperm Fructose Level							
Sperm Morphology							
Sperm Motility Rate							
Sperm pH							
Sperm White Blood Cell Count							
Skin Index							
Skin Callous							
Skin Collagen							
Skin Elasticity							
Skin Free Radical							
Skin Grease							
Skin Immunity							
Skin Inflammation							
Skin Melanin							
Skin Moisture							
Thyroid Function							
Anti-Thyroglobulin Antibody							
Anti-Thyroid Peroxidase Antibody							
Calcitonin							
rT3, Reverse T3							
T3, Free							
T4, Free							
TSH							

















































































Scan Test		Positive (+)	Negative (-)	Previous Scan	
				Positive (+)	Negative (-)
Allergies / Pollen					
Grass, Bermuda					
Grass, Johnson					
Grass, Orchard					
Grass, Rye					
Grass, Sweet Vernal					
Grass, Timothy					
Tree, Alder					
Tree, Arizona Cypress					
Tree, Ash					
Tree, Beech					
Tree, Birch					
Tree, Box Elder					
Tree, Cedar					
Tree, Cottonwood					
Tree, Date Palm					
Tree, Elm					
Tree, Hickory					
Tree, Juniper					
Tree, Maple					
Tree, Mountain Cedar					
Tree, Mulberry					
Tree, Oak					
Tree, Pecan					
Tree, Phoenix Palm					
Tree, Red Maple					
Tree, Silver Maple					
Tree, Sycamore					
Tree, Walnut					
Tree, Willow					
Weed, English Plantain					
Weed, Lamb's Quarters					
Weed, Pigweed					
Weed, Ragweed					
Weed, Sagebrush					
Weed, Thistle					
Weed, Tumbleweed					
Animal Dander					
Dust, House					
Dust, Wood					
Fish, Fresh Water					
Fish, Salt Water					
Fish, Shellfish					



































Scan Test		Positive (+)	Negative (-)	Previous Scan	
				Positive (+)	Negative (-)
Allergy / Sensitivity					
	Food, Corn				
	Food, Eggs				
	Food, Gelatin				
	Food, Milk				
	Grains, Barley				
	Grains, Gluten				
	Grains, Oats				
	Grains, Rye				
	Grains, Wheat				
	Meat, Beef				
	Meat, Chicken				
	Meat, Lamb				
Allergy / Sensitivity (Continued)					
	Meat, Pork				
	Nuts, Almonds				
	Nuts, Brazil				
	Nuts, Peanuts				
	Nuts, Pecans				
	Nuts, Pine				
	Nuts, Walnuts				
	Seeds, Poppy				
	Seeds, Sesame				
	Seeds, Sunflower				
	Spice, Caraway				
	Spice, Coriander				
	Spice, Garlic				
	Spice, Mustard				
Bacterial Diseases					
	Babesia genus (1-15)				
	Bacillus anthracis				
	Bartonella genus (1-39)				
	Bordetella pertussis				
	Borrelia (other 1-20)				
	Borrelia burgdorferi				
	Brucella				
	Campylobacter jejuni				
	Chlamydophila psittaci				
	Clostridium botulinum				
	Clostridium difficile				
	Clostridium perfringens				
	Corynebacterium diphtheriae				
	E. coli				

Scan Test		Positive (+)	Negative (-)	Previous Scan	
				Positive (+)	Negative (-)
Bacterial Diseases (Continued)					
	Enterococcus faecalis / faecium				
	Francisella tularensis				
	Haemophilus influenzae				
	Helicobacter pylori				
	Legionella pneumophila				
	Leptospira interrogans				
	Listeria monocytogenes				
	Lyme				
	MRSA				
	Mycobacterium tuberculosis				
	Mycoplasma genus(1-5)				
	Neisseria meningitidis				
	Pseudomonas aeruginosa				
	Rickettsia rickettsii				
	Salmonella				
	Shigella sonnei				
	Staphylococcus aureus				
	Streptococcus Group A				
	Streptococcus Group B				
	Ureaplasma genus(1-2)				
Fungus					
	Candida Albicans				
	Candida Glabrata				
	Candida Krusei				
	Candida Lusitaniae				
	Candida Parapsilosis				
	Candida Stellatoidea				
	Candida Tropicalis				
	Cryptococcus gattii				
	Mucormycosis				
	Pneumocystis jirovecii				
	Sporotrichosis				
	Talaromycosis				
	Tinea Corporis				
	Tinea Unguium				
	Valley fever, (Coccidioidomycosis)				
Human Toxins					
	Alcohol				
	Chemical toxicity				
	Drugs, medication				
	Drugs, recreational				
	Electromagnetic radiation				

Scan Test		Positive (+)	Negative (-)	Previous Scan	
				Positive (+)	Negative (-)
Human Toxins (Continued)					
	Excitotoxins				
	Hair Dyes				
	Herbicide toxicity				
	Metabolic waste				
	Paint				
	Pesticide toxicity				
	Smog pollution				
	Smoke				
	Stimulants				
	Stress hormones				
	Tobacco/Nicotine				
	Vaccinations				
Minerals - Heavy Metals					
	Aluminum				
	Antimony				
	Arsenic				
	Barium				
	Bismuth				
	Cadmium				
	Chromium				
	Cobalt				
	Copper				
	Gold				
	Iron				
	Lead				
	Lithium				
	Manganese				
	Mercury				
	Nickel				
	Phosphorous				
	Platinum				
	Selenium				
	Silver				
	Thallium				
	Tin				
	Zinc				
Molds					
	Acremonium				
	Alternaria				
	Aspergillus				
	Chaetomium				
	Cladosporium				

Scan Test		Positive (+)	Negative (-)	Previous Scan	
				Positive (+)	Negative (-)
Molds (Continued)					
	Fusarium				
	Mucor				
	Penicillium				
	Rhizopus				
	Stachybotrys (Black Mold)				
	Trichoderma				
	Trichophyton				
Parasites					
	Acanthamoeba				
	Amebiasis				
	Angiostrongyliasis				
	Anisakiasis				
	Ascariasis				
	Babesiosis				
	Balantidiasis				
	Balamuthia				
	Baylisascariasis				
	Bed Bugs				
	Blastocystis hominis				
	Capillariasis				
	Cercarial Dermatitis				
	Chagas disease				
	Chilomastix mesnili				
	Clonorchiasis				
	CLM				
	Crabs				
	Cryptosporidiosis				
	Cyclosporiasis				
	Cysticercosis				
	Cystoisospora				
	Dientamoeba fragilis				
	Diphyllobothriasis				
	Dipylidium				
	Dirofilariasis				
	Dracunculiasis				
	Echinococcosis				
	Elephantiasis				
	Endolimax nana				
	Entamoeba coli				
	Entamoeba dispar				
	Entamoeba hartmanni				
	Entamoeba histolytica				

Scan Test		Positive (+)	Negative (-)	Previous Scan	
				Positive (+)	Negative (-)
Parasites (Continued)					
Entamoeba polecki					
Fascioliasis					
Fasciolopsiasis					
Giardiasis					
Gnathostomiasis					
Heterophyiasis					
Hookworm Human					
Hookworm Zoonotic					
Hymenolepiasis					
Kala-azar					
Keratitis					
Loiasis					
Lymph filariasis					
Malaria					
Microsporidiosis					
Myiasis					
Naegleria					
Neurocysticercosis					
Opisthorchiasis					
Paragonimiasis					
Pediculosis Lice					
Pneumocystis					
River Blindness					
Roundworm human					
Roundworm raccoon					
Sappinia					
Sarcocystosis					
Scabies					
Schistosomiasis					
Strongyloidiasis					
Tapeworm, human					
Toxocariasis					
Toxoplasmosis					
Trichinellosis					
Trichomoniasis					
Trichuriasis					
Trypanosomiasis					
Viruses					
Bornavirus (BDV)					
Coxsackie Virus					
Cytomegalovirus					
Epstein Barr Virus (EBV)					

Scan Test		Positive (+)	Negative (-)	Previous Scan	
				Positive (+)	Negative (-)
Viruses (Continued)					
Herpes Simplex 1(HSV-1)					
Herpes Simplex 2 (HSV-2)					
Hepatitis A					
Hepatitis B					
Hepatitis c					
Hepatitis D					
Hepatitis E					
Human Herpes Virus-6 (HHV-6)					
Influenza A					
Influenza B					
Influenza C					
Parainfluenza 1					
Parainfluenza 2					
Parainfluenza 3					
Parainfluenza 4					
Respiratory Syncytial Virus (RSV)					
Varicella-zoster (Chickenpox)					

Please Read:

This scan uses frequency which detects energy imbalances in the body. The AO Scan is used only to balance and optimize your individual energy patterns. It is not a diagnosis tool and cannot diagnose or treat any condition or disease. Although it contains markers found in blood work for an actual medical test, it is not a medical test and cannot be considered reliable or a replacement for an actual test. This is strictly a vibrational experience.

All health and health-related information contained within this report is intended to be general and/or educational in nature and should not be used as a substitute for a visit with a health care professional for help, diagnosis, guidance, and treatment. The advice is intended to offer only general information for individuals to discuss with their health care provider. It is not intended to constitute a medical diagnosis on information provided on this report is at the user's risk. Your health care provider should be consulted regarding


Although efforts are made to include information in this report that is accurate and timely, there are no representations or warranties regarding errors, omissions, completeness or accuracy of the information provided.

Disclaimer of Liability:

AO Scan, LLC does not warrant the content of this website and specifically disclaims, to the fullest extent permitted by law, any and all warranties, express or implied, of any kind or nature whatsoever. Furthermore, **AO Scan, LLC** will not be liable to you for any damages, claims, demands or causes of action, direct or indirect, special, incidental, consequential or punitive, as a result of your use of this website or any information you obtain from it.

Chakra Vitals Report

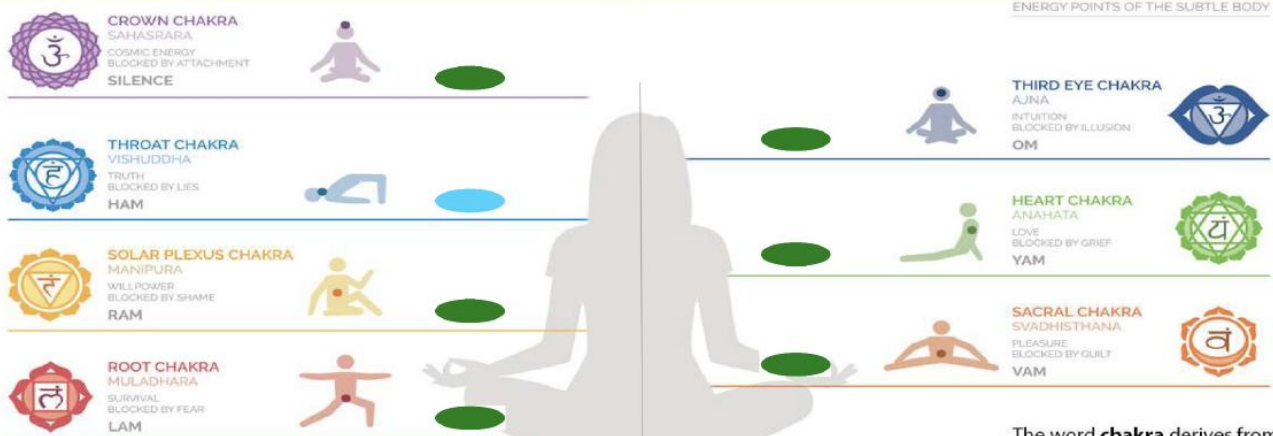
Current



Balance








The word **chakra** derives from the Sanskrit word meaning **wheel, circle, and cycle**.

Previous



Balance

The word **chakra** derives from the Sanskrit word meaning **wheel, circle, and cycle**.

Chakras	Health Issues
 Root	Joint pain, lower backache, elimination problems, obesity, constipation, anorexia, and poor immune system function.
 Sacral / Naval	Uterine or bladder problems, sexual difficulties, impotence, lack of flexibility, sciatica, lower back problems, and problems with large intestines.
 Solar Plexus	Diabetes, hypoglycemia, gallstones, nervousness, low energy, muscle cramps, stomach problems, lumbar spine, and liver disorders.
 Heart	High blood pressure, breathing difficulties, circulation problems, shortness of breath, chest pains, disorders of the heart, tension between the shoulders.
 Throat	Fever, ear infections, weariness, thyroid problems, disorders in the throat, ears, voice, neck, cervical spine, hypothalamus and esophagus problems.
 Third Eye	Headaches, eye problems, pituitary and pineal glands, neurological problems.
 Crown	Migranes, brain tumors, coma, amnesia, nerous system and muscular system disorders, mental issues and skin disorders.

Please Read:

This scan uses frequency which detects energy imbalances in the body. The AO Scan is used only to balance and optimize your individual energy patterns. It is not a diagnosis tool and cannot diagnose or treat any condition or disease. Although it contains markers found in blood work for an actual medical tes, it is not a medical test and cannot be considered reliable or a replacement for an actual test. This is strictly a vibrational experience.

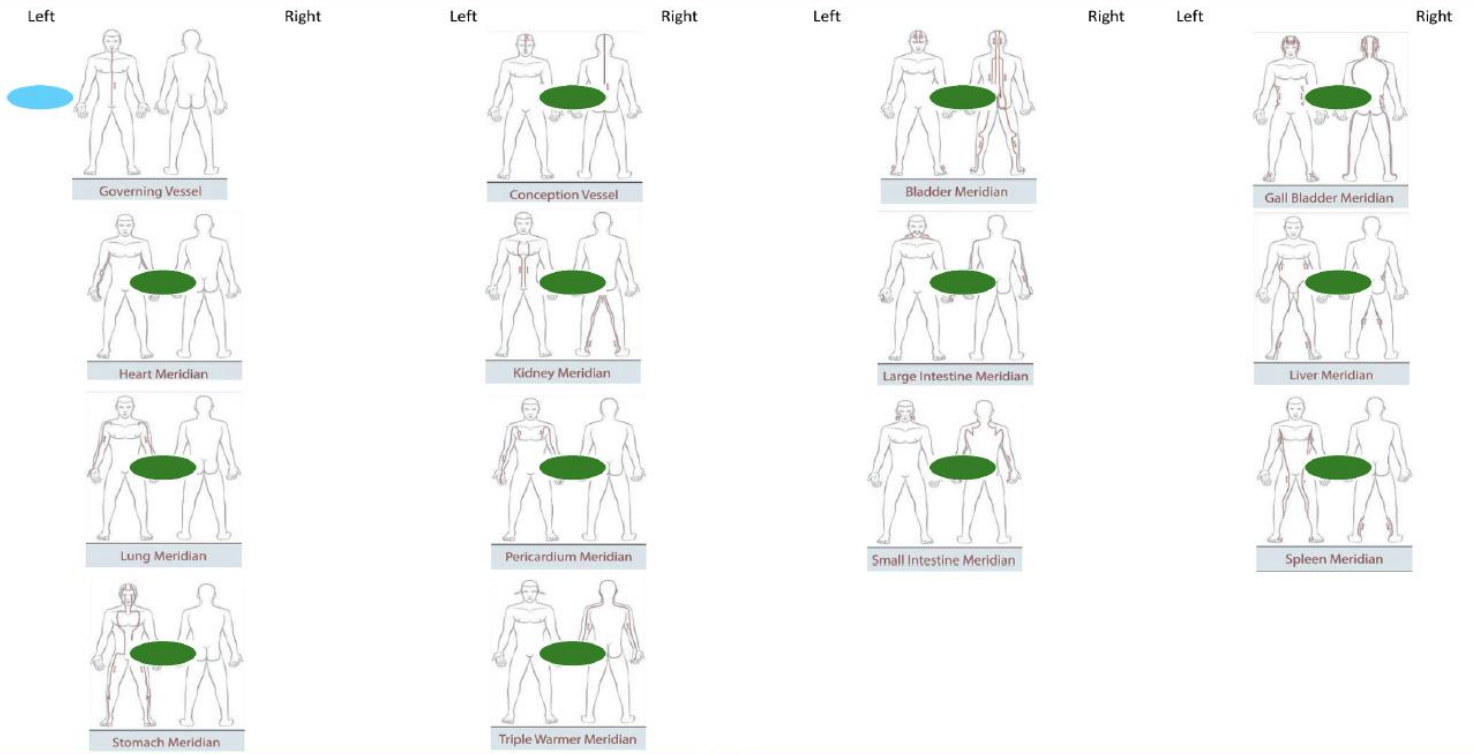
All health and healh-related information contained within this report is intended to be general and/or educational in nature and should not be used as a substitute for a visit with a health care professional for help, diagnosis, guidance, and treatment. The advice is intended to offer only general information for individuals to discuss with their health care provider. It is not intended to constitute a medial diagnosis on information provided on this report is at the user's risk. Your health care provider should be consulted regarding matters concerning the medical condition, treatment and needs of you and your family.

Although efforts are made to include information in this report that is accurate and timely, there are no representations or warranties regarding errors, omissions, completeness or accuracy of the information provided.

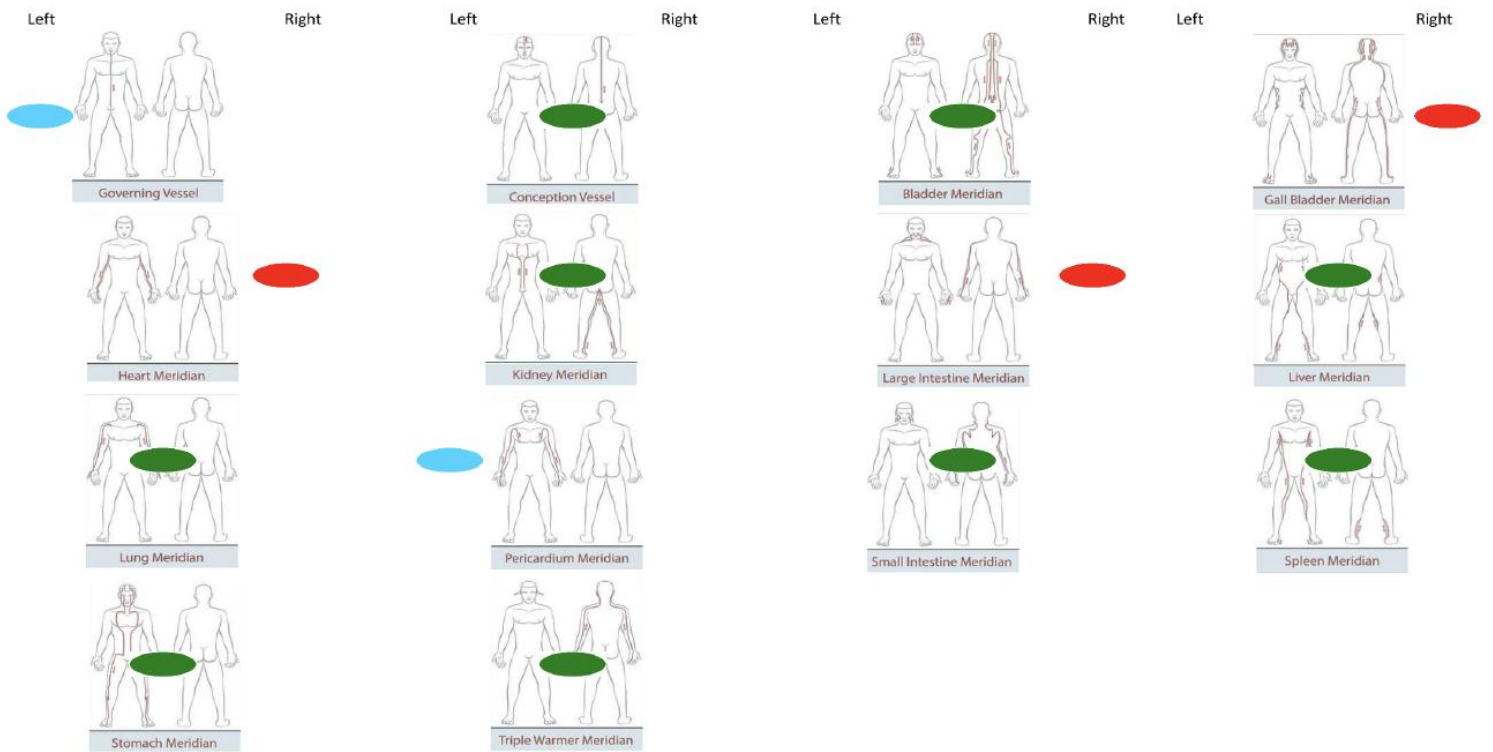
Disclaimer of Liability:

AO Scan, LLC does not warrant the content of this website and specifically dislaims, to the fillest extent permitted by law, any and all warranties, express or implied, of any kind or nature whatsoever. Furthermore, **AO Scan, LLC** will not be liable to you for any damages, claims, demands or causes of action, direct or indirect, special, incidental, consequential or punitive, as a result of your use of this website or any information you obtain from it.

Current



Previous



Main Physical And Psychological Relationships For The 12 Meridians Of Chinese Medicine

Meridian Name	Related Body Part, System, Or Function	Thoughts & Emotions Linked To Reduced Meridian Health
Lung	Respiratory system, lungs, bronchi immune system, allergies, skin.	Conceit. Intolerance. Communication Issues. Grief.
Large Intestine	Large Intestine, lymphatic components of intestines, intestinal flora, food allergies, constipation, diarrhoea. Also affects teeth and sinuses.	Fear of loss. Self esteem. Guilt. Avoiding connections.
Stomach	Stomach:digesting food:acid production. Also affects eyes, upper jaw with teeth; nose; ears; blood circulation in legs and feet; knee and ankle joints.	Discontent. Stress - anxiety. Annoyance - acidic personality. Disgust. Greed.
Spleen	Spleen and pancreas, blood and lymph composition; aids stomach; fluid regulation. Affects muscles and connective tissue.	Stress and worry. Anxiety about the future. Obsessive thoughts. Resentment.
Heart "King of the organs"	Spleen and pancreas; blood and lymph composition; aids stomach; fluid regulation. Affects all the other organs. Houses the spirit (shen).	Feeling unloved, unlovable . Withholding love from others. Forgiveness issues, anger. Emotional pressure.
Small Intestine	Small intestine, intestinal flora, food allergies; mucous membranes of intestines, nose and throat; sinuses; ear infections, pain or tinnitus. Nervous diseases.	Digesting life - dealing with emotional and mental demands. Insecurity. Sadness - lack of joy.
Bladder The Longest Meridian	Bladder and all of pelvis, including reproductive organs; lower dantian; Eye, sinus and bladder infections; spinal problems,sciatica, headaches.	At war with the world. Chaotic life. Hating partner or job. Restlessness, impatience, frustration. Frightened.
Kidney	Kidneys and excretion; muscles (cramps); connective tissue health; adrenals; blood circulation; entire skeleton; bone marrow; brain function; visual acuity; chronic ear problems; influences cellular fluid & synovial fluids in joints	Fear. Indecision. Willfulness and stubbornness. Issues with sexual confidence.
Pericardium Circulation - Sex "King's Bodyguard"	Thepericardium (the protective fibrous sac around the heart). Blood pressure; blood circulation; chest pain and pressure; spasms; libido - sexual energy. Heart shield - physical and emotional.	Seeing life as pressure. Poorly shielded from your own or other's negative emotions like hurt, regret and jealousy. Sexual tension.
Triple Warmer (Triple Burner, San Jiao, Triple Healer)	Endocrine system - hormonal balance; Autonomic Nervous System; basic drives and appetite; metabolic rate (heat); affects "thermostat" in brain. The 3 "burning spaces" are: chest / respiratory; abdomen / digestive; pelvis / reproduction and elimination.	Hope and hopelessness. Depression and despair. Loneliness and isolation. Issues with family and social dynamics. Impatience.
Gall Bladder	Gall bladder; bile production. Detoxification. Chronic health problem. Brain; eyes; ears - tinnitus; sinusitis; migranes.	Psychological pressure & stress. Rage - anger, hot-tempered. Frustration. Forgiveness issues.
Liver	Entire metabolism. Leg veins - varicose veins. Lower abdomen especially ovaries & uterus. Cramps; numbness; painful tendons; fatigue. Eyes - liver Qi flows to the eyes.	Anger. Grief - sorrow. Taking offence. Unhappy. Feeling unlucky.

Please Read:

This scan uses frequency which detects energy imbalances in the body. The AO Scan is used only to balance and optimize your individual energy patterns. It is not a diagnosis tool and cannot diagnose or treat any condition or disease. Although it contains markers found in blood work for an actual medical tes, it is not a medical test and cannot be considered reliable or a replacement for an actual test. This is strictly a vibrational experience.

All health and health-related information contained within this report is intended to be general and/or educational in nature and should not be used as a substitute for a visit with a health care professional for help, diagnosis, guidance, and treatment. The advice is intended to offer only general information for individuals to discuss with their health care provider. It is not intended to constitute a medial diagnosis on information provided on this report is at the user's risk. Your health care provider should be consulted regarding matters concerning the medical condition, treatment and needs of you and your family.

Although efforts are made to include information in this report that is accurate and timely, there are no representations or warranties regarding errors, omissions, completeness or accuracy of the information provided.

Disclaimer of Liability:

AO Scan, LLC does not warrant the content of this website and specifically disclaims, to the fullest extent permitted by law, any and all warranties, express or implied, of any kind or nature whatsoever. Furthermore, **AO Scan, LLC** will not be liable to you for any damages, claims, demands or causes of action, direct or indirect, special, incidental, consequential or punitive, as a result of your use of this website or any information you obtain from it.